

UPDATED SPRING 2022

TRACKLESS MT SERIES 7

FEATURES HIGHLIGHT



- Tractor Measurements and Weights
- Cab Interior Features
- Cab Exterior Features
- MT7 Safety Features
- And More!

Trackless Vehicles Ltd.

55 Thunderbird Drive, PO Box 244
Courtland, Ontario, Canada N0J 1E0

TRACKLESSVEHICLES.COM




50.5"
1282.5mm

88"
2235mm



**Weight Including Oils,
Coolant and Fuel**
6,900 lbs
(3130 kg)

149.5"
3797.5mm



- Main Lift Cylinders
- Attachment Functions
- Attachment Power Bank
- Lift Latch Levers
- Push Frame Cradle
- PTO Shaft Receiver Chute
- Water







- Increased glass area for optimum visibility
- Powerful quad work lamps for enhanced night vision
- Downward sight-lines provide added visibility of outer attachment tips
- Fenders trimmed for enhanced clearance in tight areas

INSIDE THE CAB

1. Digital Dash: Full colour, touch screen display. Backup camera viewing. Features the Trackless onboard diagnostics system.
2. AM/FM Radio: Features Bluetooth connectivity for hands-free calling.
3. HVAC System: Climate controls for AC and heat.
4. Joystick: Features an improved design. Standard F-N-R switch located on joystick. New feature allows both wings of the 5-Position Folding V-Plow (and Mower wings) to be moved simultaneously.

5. Auto / Run Mode: When in Auto Mode, the Rear Spreader will automatically stop dispersing material when the MT7 stops or is shifted into reverse.
6. Air Ride Seat Control
7. Throttle
8. Spread Rate Dial

JOYSTICK	
	FNR SWITCH Forward / N / Reverse
	MAIN LIFT FLOAT Use to lower attachment
	ATTACHMENT WINGS Press while moving joystick to move both plow or rotary mower wings simultaneously
	JOYSTICK MODE Plows Rotary Mowers Infrared Asphalt Heater Front Flail Mower Pick-Up Sweeper Debris Blower (A) Cold Planer Loader (B) Snow Blowers Power Angle Sweepers Boom Flail Mower (C) 7A415



UNDER THE HOOD

- John Deere 74hp - 224lb/ft torque
- 4.5L / 275cu/in turbo diesel
- No DEF
- Easy access to DPF and engine components
- Sight glass for hydraulic oil level

WIFI CONNECTED DIAGNOSTIC (OPTIONAL)

- Allows our diagnostic team to connect directly into all 11 MT7 ECUs, including the engine ECU, using WiFi.
- There are no fees or charges of any kind. Simply call Trackless Tech Support and a technician will connect to your MT7 through your cell phone.

HEAVY-DUTY CONSTRUCTION

- Removable steel side panels
- Steel top hood with lift assist

MAKE MAINTENANCE A BREEZE

- Removable rear panel for easy access
- Easy access to all grease points
- Auto reversing fan

LOADS OF OPTIONS TO CUSTOMIZE YOUR TRACKLESS

- Optional bumper and 3-point hitch
- Optional rear PTO

BUILT TO LAST

- DANA-style axles
- Axle capacity: 7,000lbs each

EASY HOOK-UP

- Push frame design for all Trackless attachments - no tools required

360 DEGREE VISIBILITY

- 8 flashing strobes, 2 mounted on all 4 sides, above the roof line.
- LED brake and signal lights

MORE CAB FEATURES

- Tilt steering
- Air ride seat
- Pre-programmed switch bank for all attachments
- Bluetooth-equipped AM/FM MP3 radio
- 12 volt charging port
- Flat glass for easy replacement
- Exterior up/down switch to control the main lift cylinders

PRIORITIZING SAFETY

- Neutral safety-start switch
- Hydraulic and PTO power shut-off if operator leaves the seat
- High visibility seat belt
- Certified ROPS cab structure



BUILT TO TACKLE YOUR TOUGHEST CHALLENGES

The Trackless MT7 is packed full of standard, value-added features for operator comfort, machine longevity, cost-effectiveness and more.

SAFETY FIRST



EXTERNAL UP/DOWN SWITCH

Located on the front of the tractor to move hydraulic cylinders into position when pinning up to an attachment. When using the switch, the cylinders move at 1/3 the regular speed, giving precise and safe control for aligning the pins.

SEAT & SEATBELT



- Leaving the seat shuts down the attachment whether it's PTO or hydraulically driven.
- Leaving the seat shuts down the engine if the tractor is not in neutral.
- Seatbelt interlock does not allow the tractor to exceed 5km/hr unless the belt is buckled.
- High-visibility seat belt

COST OF OPERATION

- The Work Mode/Standard Mode feature reduces fuel consumption by approximately 50% which saves up to \$2,000 per month in fuel costs.
- While driving, plowing or sweeping the MT7 can be run in standard mode.

SERVICEABILITY

- All parts orders received by Trackless before 1:30 pm EST are shipped the same day via UPS or Puralator. Truck shipments generally take 1-3 days, depending on the size of the order. Order fill rate is over 99%.
- If engine parts are required, John Deere has over 4800 locations worldwide, 2950 of which are located in North America. Parts can be ordered online through jdparts.deere.com.



REFLECTIVE DECALS

Reflective striping located on the sides and rear of the tractor.